



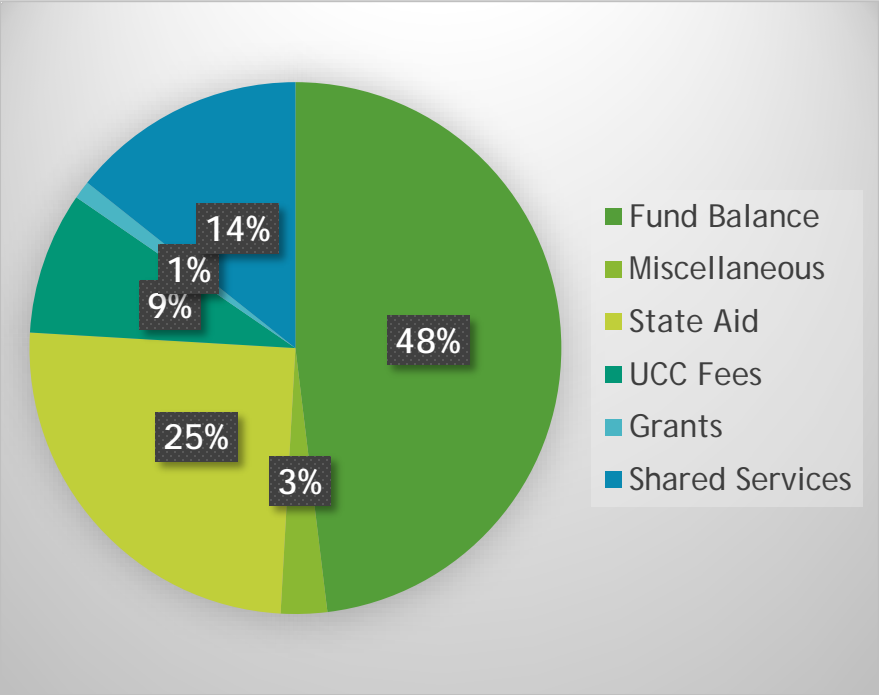
2022 Municipal Budget Overview

2022 Municipal Budget Impacts

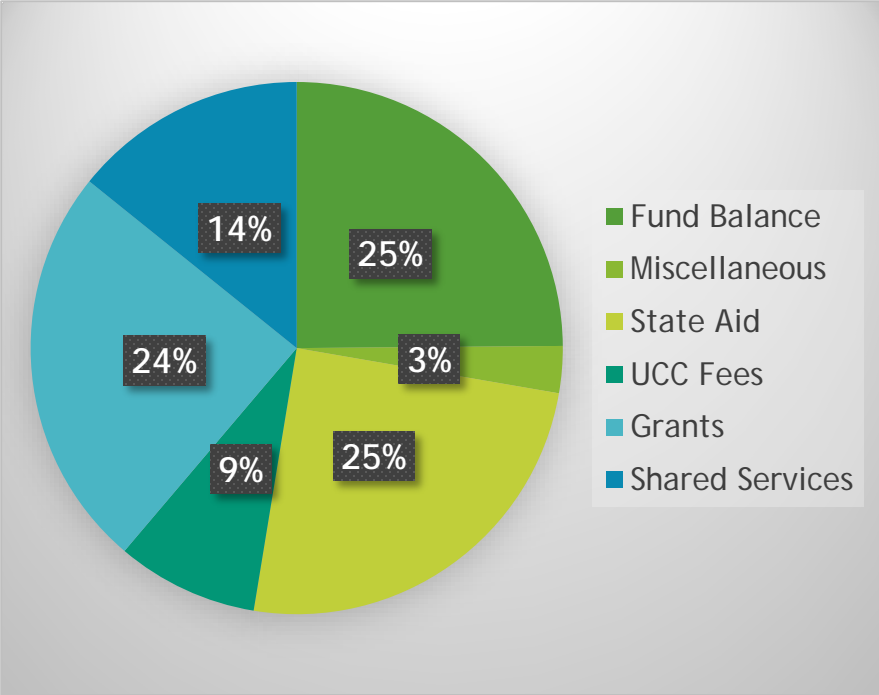
- ▶ Diesel Fuel up 50%
- ▶ Vehicle Maintenance up 30%
- ▶ PFRS/DCRP up 11%
- ▶ Liability Insurance Premiums up 4%
- ▶ Employee Group Insurance Premiums up 3%

Municipal Budget Funding Sources

2021 Municipal Budget

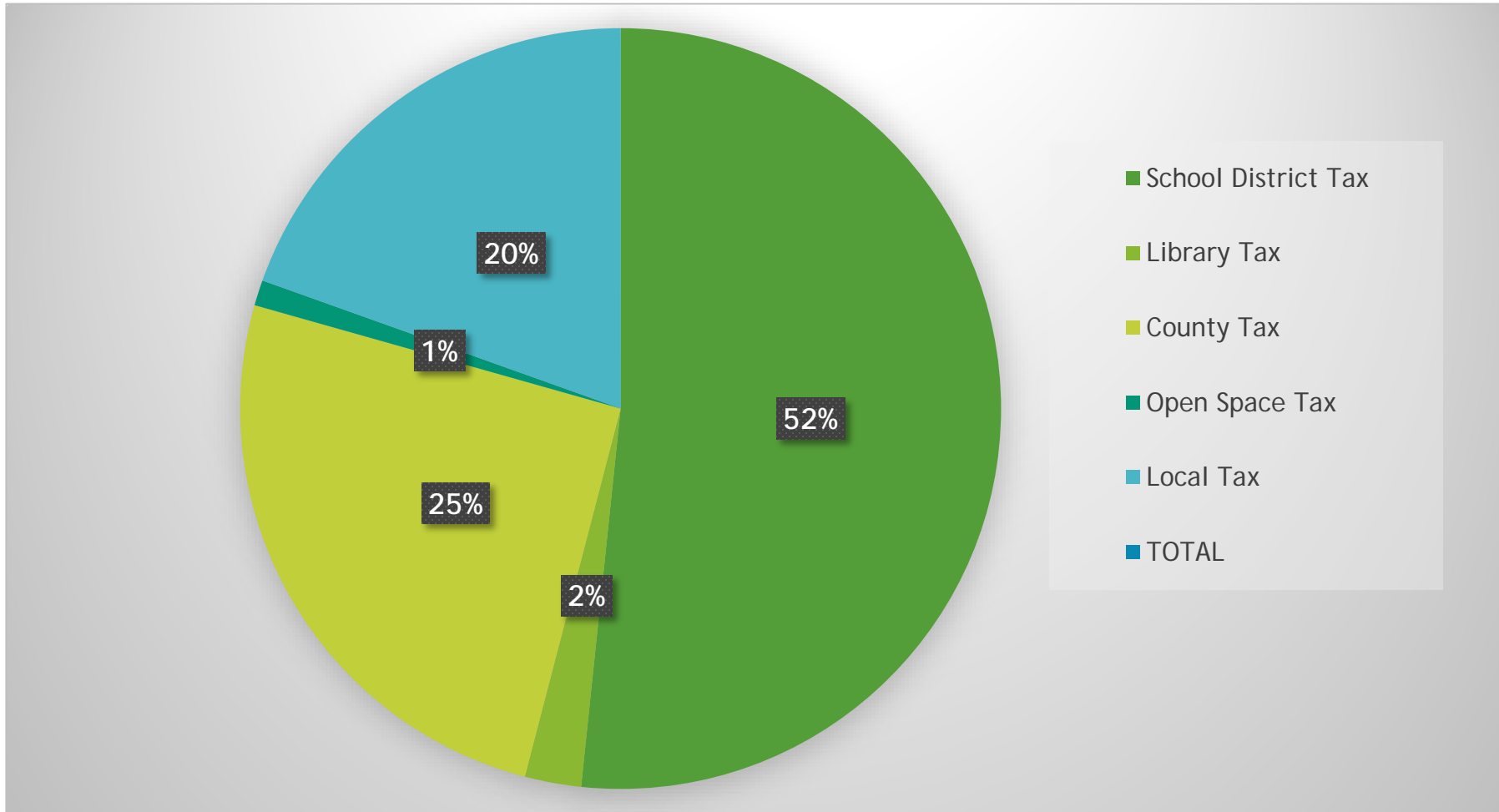


2022 Municipal Budget



2022 Tax Levy

Estimated



Property Tax Assessment

Bedminster Rateables Changes from Prior Year

PROPERTY	# of UNITS	2022 VALUES	% of CHANGE
Vacant Land	81	\$ 8,389,200	+ 2.60%
Residential	4042	\$ 1,626,633,800	+ 3.23%
Farms	554	\$ 412,040,100	+ 3.08%
Commercial	132	\$ 470,836,800	- 0.05%
Utilities	2	\$ 6,113,100	- 2.24%
TOTAL	4811	\$ 2,524,013,000	+ 2.56%

Impact on the Taxpayer

* Estimated Tax Rate

TAX	2022 *	2021	2020	2019	2018	2017
Amount to be Raised by Taxes CY vs PY	.87%	.02%	.64%	.70%	.00%	1.21%
Average Assessed Value	\$475,753.33	\$460,857.00	\$457,589.00	\$458,589.00	\$455,802.00	\$457,966.00
Change in Value	\$ 14,896.33	\$ 3,271.00	(\$ 1,003.00)	\$ 2,787.00	(\$ 2,164.00)	\$ 6,066.00
Municipal Tax Rate	0.271	0.274	0.276	0.274	0.271	0.271
Open Space Tax	0.015	0.015	0.015	0.015	0.015	0.015
Library Tax Rate	0.033	0.033	0.033	0.034	0.034	0.034
Total Tax	0.319	0.322	0.324	0.323	0.320	0.318
Average Tax Bill	\$1,517.65	\$1,483.96	\$1,483.95	\$1,481.24	\$1,458.57	\$1,465.49
Amount of Change	\$33.69	\$0.01	\$2.71	\$22.68	(\$6.92)	\$28.00